

Part number: AW-1.03438  
Description: PC WAVE ICE BAG  
Revision: C 06/23

4.125 in

Water Fill Line

**Ice Bag Preparation**

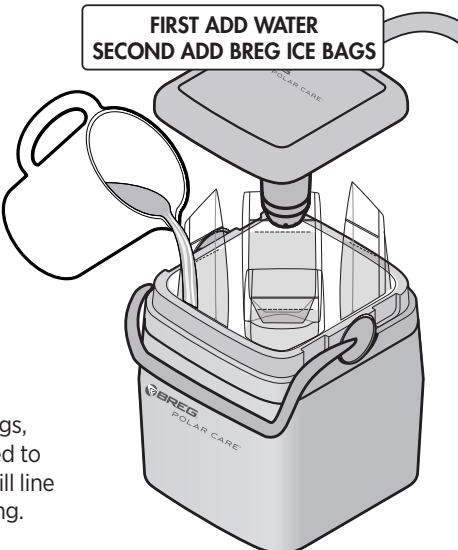
- 1 Fill 4 bags with water to Water Fill Line (approximately 2 cups).
- 2 Freeze bags.



**Unit Setup**

- 1 Add water to fill line in cooler.
- 2 Place 4 frozen bags in corners of cooler.

**Tip:**  
While using the Breg Ice Bags, cubed ice may also be added to the container up to the ice fill line to optimize the colder setting.

**FIRST ADD WATER  
SECOND ADD BREG ICE BAGS**



**MD**  **MX** 

**BREG**

©2023 Breg, Inc. All rights reserved.  
AW-1.03438 Rev C 06/23

**UK  
CA**

UK Responsible Person  
Joint Operations Ltd  
11 Interface Business Park  
Royal Wootton Bassett  
Wiltshire  
England  
SN4 8SY

**CE**

EC	REP
----	-----

E/U authorized representative  
MDSS GmbH,  
Schiffgraben 41  
D-30175 Hannover,  
Germany

6.5 in

PINK DOES NOT PRINT